



EINDTOETS 2022 GROEPSRAPPORTAGE


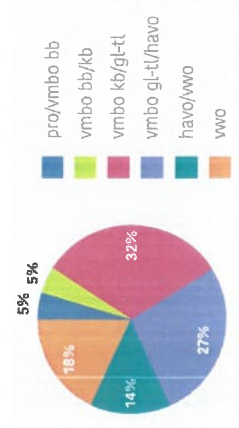
OBS Van Reenen 8

ADVIES SCHOOLTYPEN

SCORES REFERENTIE NIVEAUS

PERCENTAGE DETAILSCORES

advies	score	F-niveau		TAAI-VERZORGING		REKENEN		LEZEN		TAAI-VERZORGING		REKENEN		LEZEN		TAAI-VERZORGING		REKENEN		LEZEN	
		score*	F-niveau	score*	F/S-niveau	score*	score*	score*	score*	score*	score*	score*	score*	score*	score*	score*	score*	score*	score*	score*	score*
vmbo kb/gi/tl	76	2F	89	<1F	59	1F	78	94%	82%	50%	50%	75%	38%	43%	72%	61%	83%	75%	75%	75%	75%
vmbo kb/gi-tl	73	2F	80	1F	72	1F	72	50%	84%	75%	75%	50%	56%	56%	50%	50%	58%	58%	58%	58%	58%
vmbo kb/gi-tl	70	1F	79	1F	69	1F	68	63%	72%	75%	75%	100%	56%	52%	50%	50%	50%	50%	50%	50%	50%
havo/wvo	85	2F	90	2F	86	1S	81	88%	88%	75%	75%	50%	75%	95%	72%	83%	58%	83%	83%	83%	83%
vmbo kb/gi-tl	70	1F	74	2F	82	1F	65	63%	72%	0%	0%	63%	69%	86%	39%	39%	33%	75%	75%	75%	75%
vmbo gi-tl/havo	84	1F	70	2F	86	1S	90	63%	52%	50%	50%	100%	69%	86%	83%	92%	33%	75%	75%	75%	75%
wvo	97	2F	98	2F	91	1S	89	100%	100%	75%	75%	100%	81%	90%	83%	83%	83%	83%	83%	83%	83%
vmbo gi-tl/havo	83	1F	73	2F	85	1S	89	56%	60%	75%	75%	50%	81%	81%	83%	83%	83%	83%	83%	83%	83%
havo/wvo	87	2F	89	2F	80	1S	90	81%	88%	75%	75%	50%	75%	81%	89%	89%	83%	83%	83%	83%	83%
pro/vmbo bb	50	<1F	53	<1F	55	<1F	52	31%	24%	25%	25%	50%	38%	29%	22%	25%	25%	25%	25%	25%	25%
havo/wvo	91	2F	93	2F	90	1S	88	88%	96%	75%	75%	100%	44%	52%	50%	50%	50%	50%	50%	50%	50%
vmbo kb/gi-tl	72	2F	89	1F	62	1F	69	75%	88%	100%	100%	25%	44%	52%	50%	50%	50%	50%	50%	50%	50%
vmbo gi-tl/havo	77	1F	63	2F	86	1F	79	38%	52%	50%	50%	75%	94%	71%	78%	67%	67%	67%	67%	67%	67%
vmbo gi-tl/havo	82	2F	83	2F	80	1S	85	75%	72%	100%	100%	75%	69%	91%	83%	83%	67%	67%	67%	67%	67%
wvo	100	2F	95	2F	94	1S	96	100%	92%	75%	75%	100%	94%	95%	100%	100%	100%	100%	100%	100%	100%
vmbo gi-tl/havo	79	2F	83	2F	85	1F	76	81%	80%	25%	25%	100%	75%	81%	83%	56%	50%	50%	50%	50%	50%
wvo	100	2F	96	2F	86	1S	96	100%	96%	75%	75%	100%	88%	81%	100%	100%	100%	100%	100%	100%	100%
vmbo kb/gi-tl	74	1F	71	1F	76	1F	76	56%	56%	75%	75%	50%	81%	62%	56%	58%	58%	58%	58%	58%	58%
vmbo gi-tl/havo	80	2F	80	2F	90	1F	75	69%	72%	75%	75%	100%	81%	86%	56%	50%	50%	50%	50%	50%	50%
vmbo kb/gi-tl	76	2F	80	1F	70	1F	78	63%	80%	50%	50%	50%	69%	52%	83%	56%	56%	56%	56%	56%	56%
vmbo bb/kb	53	1F	65	<1F	58	<1F	55	38%	60%	25%	25%	50%	38%	43%	11%	39%	25%	25%	25%	25%	25%
wvo	97	2F	92	2F	94	1S	91	88%	88%	100%	100%	75%	100%	90%	89%	100%	83%	83%	83%	83%	83%
TOTAAL	79,8		81		79		79	71%	75%	64%	64%	66%	70%	73%	68%	68%	68%	68%	68%	68%	68%



* 1F = 60 en hoger, 2F en 1S = 80 en hoger
 ww werkwoordspelling n-ww niet-werkwoordspelling lstk leestekens t&w techniek & woordenschat opz opzoeken beg begrijpen i, e & s interpreteren, evalueren & samenvatten get getallen vh verhoudingen m&m meten & meetkunde vb verbanden

Een kind is meer dan taal en rekenen



EINDTOETS 2022 SCHOOLRAPPORTAGE

OBS Van Reenen

TAALVERZORGING

Groep	Aantal	Score	<1F	1F	2F
8	22	81	1	21	14



Groep	ww	n-ww	lstk
8	71%	75%	64%

School IEP-landelijk	ww	n-ww	lstk
	71%	75%	64%
	74%	76%	57%

LEZEN

Groep	Aantal	Score	<1F	1F	2F
8	22	79	3	19	14



Groep	t&w	opz	beg	i, e & s
8	66%	81%	70%	73%

School IEP-landelijk	t&w	opz	beg	i, e & s
	66%	81%	70%	73%
	72%	83%	78%	80%

REKENEN

Groep	Aantal	Score	<1F	1F	1S
8	22	79	2	20	10




Groep	get	vh	m&m	vb
8	71%	68%	68%	75%

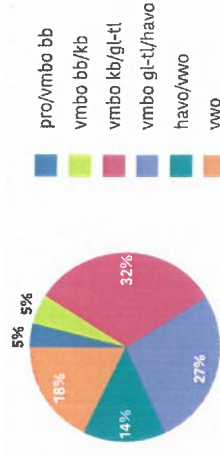
School IEP-landelijk	get	vh	m&m	vb
	71%	68%	68%	75%
	68%	69%	59%	67%

ADVIES SCHOOLTYPE

Groep	Aantal	Score	pro/bb	bb/kb	kb/gt-tl	h/h	h/v	vwo
8	22	79,8	5%	5%	32%	27%	14%	18%



School IEP-landelijk	Score	pro/bb	bb/kb	kb/gt-tl	h/h	h/v	vwo
	79,8	5%	5%	32%	27%	14%	18%
	80,0	2%	13%	21%	29%	19%	17%



ww werkwoordspelling n-ww niet-werkwoordspelling lstk leestekens t&w techniek & woordenschat opz opzoeken beg begrijpen i, e & s interpreteren, evalueren & samenvatten get getallen vh verhoudingen m&m meten & meetkunde vb verbanden

Een kind is meer dan taal en rekenen

IEP is een merk van Bureau ICE